

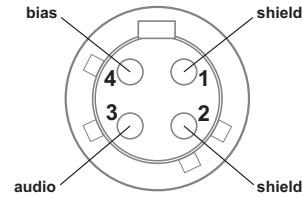


Headworn Microphone Wiring Schemes

HR4 Wiring scheme for Vu Headworn Microphones

This cable is wired specifically for Audio-Technica bodypack transmitters using HR4 connectors.

HR4 (Hirose 4-pin) Connector Wiring
Model: HM2000-HR4-BG, DC-HR4-4-BG
Pin 1: Shield
Pin 2: Shield
Pin 3: Audio
Pin 4: Bias

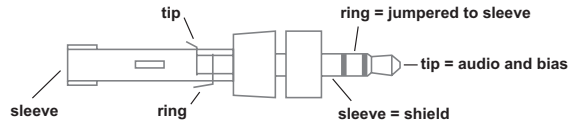


Please Note: HR4 bodypacks from other manufacturers may not be compatible – check manufacturer’s specifications.

LM3 Wiring scheme for Vu Headworn Microphones

This cable is wired specifically for Sennheiser bodypack transmitters using LM3 connectors.

LM3 (3.5mm TRS-M) Connector Wiring
Model: HM2000-LM3-BG, DC-LM3-4-BG
Tip: Audio and Bias
Ring: Jumpered to Sleeve
Sleeve: Shield

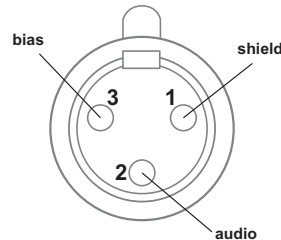


Please Note: LM3 bodypacks from other manufacturers may not be compatible – check manufacturer’s specifications.

TA3F Wiring scheme for Vu Headworn Microphones

This cable is wired specifically for AKG bodypack transmitters using TA3M connectors.

TA3F (3-pin mini XLR) Connector Wiring
Model: HM2000-TA3F-BG, DC-TA3F-4-BG
Pin 1: Shield
Pin 2: Audio
Pin 3: Bias

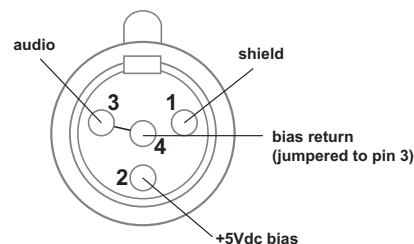


Please Note: TA3M bodypacks from other manufacturers may not be compatible – check manufacturer’s specifications.

TA4F Wiring scheme for Vu Headworn Microphones

This cable is wired specifically for Shure bodypack transmitters using TA4M connectors.

TA4F (4-pin mini XLR) Connector Wiring
Model: HM2000-TA4F-BG, DC-TA4F-4-BG
Pin 1: Shield
Pin 2: +5Vdc Bias
Pin 3: Audio
Pin 4: Bias Return (jumpered to pin 3)



Please Note: TA4M bodypacks from other manufacturers may not be compatible – check manufacturer’s specifications.